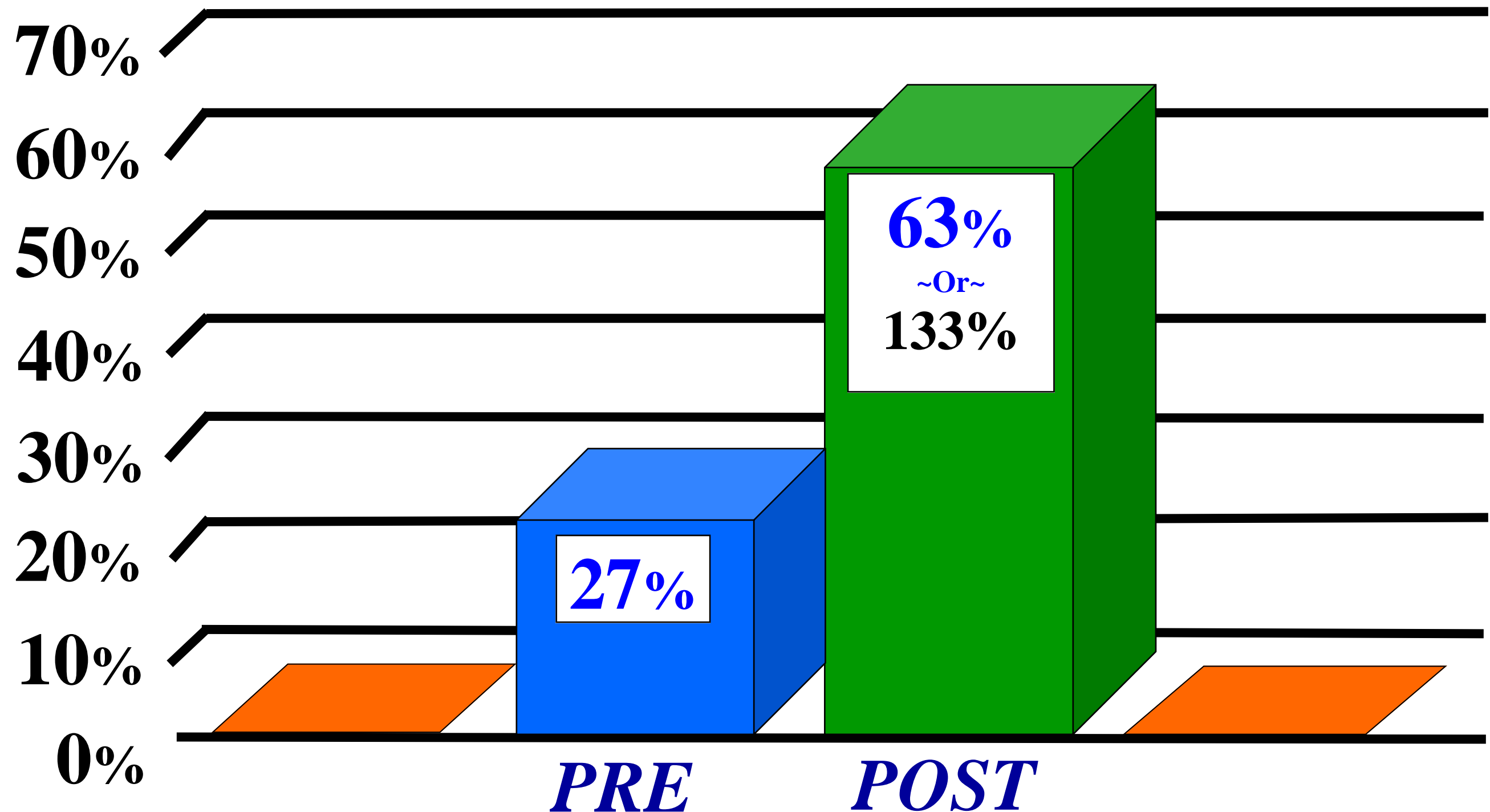


# Special Education Department Albuquerque, NM

## Math-U-See Curriculum — Alpha, Beta, Gamma Levels

*Pre/Post Results Data — 2006-2007*



# INDIVIDUAL SCHOOL RESULTS FOR ALBUQUERQUE, NEW MEXICO

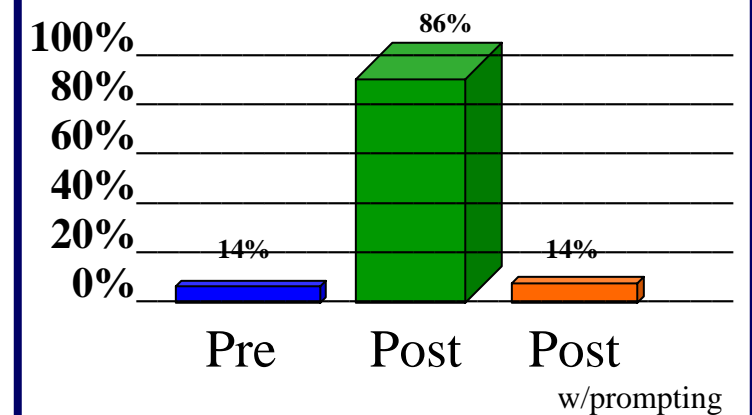
SPECIAL EDUCATION DEPARTMENT PRE/POST DATA — 2006-2007

## Math-U-See Curriculum

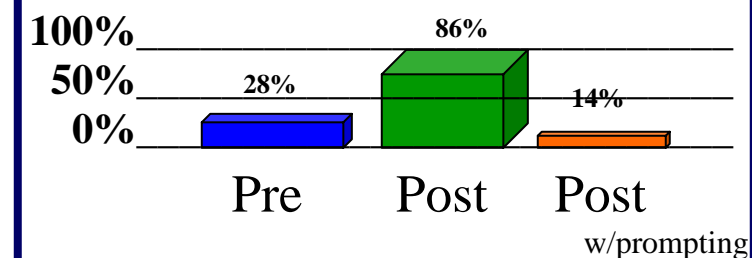
Schools (Names Withheld)	# of Pre/Post Student Scores Returned	Level Taught	Pre Test Class Average	Post Test Class Average
One	4	Alpha	74%	98%
	3	Beta	47%	75%
Two	4	Alpha	8%	22%
	1	Beta	6%	34%
Three	7	Alpha	12%	67%
Four	6	Alpha	3%	74%
Five	4	Alpha	51%	82%
	2	Gamma-Multiplication	35%	86%
Six	3	Alpha	58%	97%
	1	Beta	41%	51%
Seven	2	Alpha	53%	90%
	1	Beta	18%	54%
Eight	2	Alpha	11%	90%
	1	w/teacher help	0%	3%
Nine	3 (MR)	Alpha	13%	55%
Ten	2 (K-D)	Alpha	0%	11%
Eleven	2	Beta	21%	59%
Twelve	2	Alpha	10%	21%
	2 started/ 2 stopped	Alpha	31%	58%

### PRIMER LEVEL RESULTS

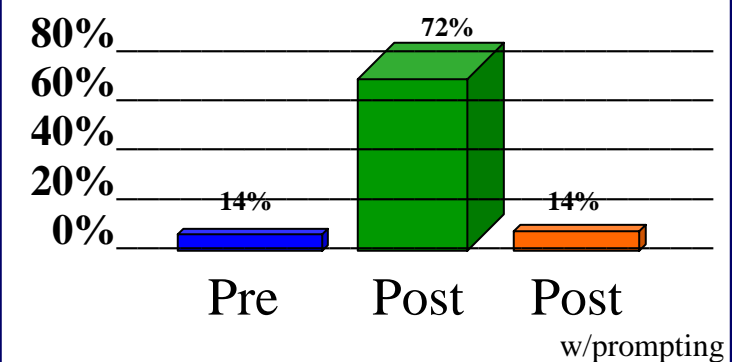
#### Orally Count From 0 — 9



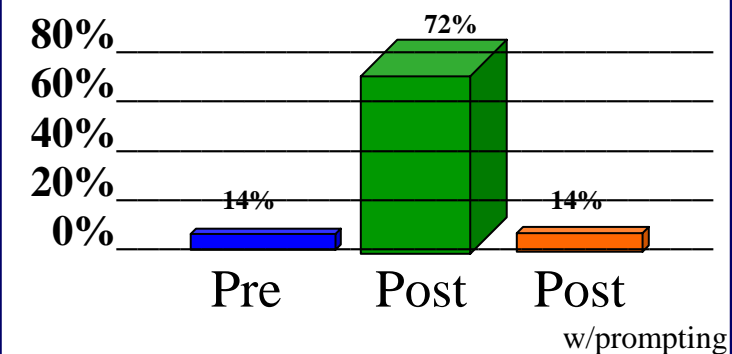
#### When Presented With Numbers Out Of Order 0 — 9 Student Can Recognize Numbers



#### Write Numbers From 0 — 9



#### Using Blocks: One-to-One Correspondence with Numbers 0 — 9



**ALPHA** - Single-Digit Addition & Subtraction & **BETA** - Multi-Digit Addition and Subtraction